

November 2023



The University of Texas at Austin  
Dell Medical School

# START SUBSTANCE USE TREATMENT AND RESOURCES FOR TEXAS

---

A Multidisciplinary Team to Screen for and Initiate Substance Use Treatment During Acute Hospitalization for Patients in Texas

**Richard Bottner, DHA, PA-C**

Richard.Bottner@cha.com

**Nicholaus Christian, MD, MBA**

christian.nicholaus@gmail.com

**Alanna Boulton, MSHA, PMP**

alanna.boulton@austin.utexas.edu

**John Weems, MD, FASAM**

John.Weems@communitycaretx.org



# DISCLOSURES AND DISCLAIMERS

This project is supported by **grant award PP220045** from the Cancer Prevention and Research Institute of Texas and by Texas Targeted Opioid Response, a public health initiative operated by the Texas Health and Human Services Commission through federal funding from the Substance Abuse and Mental Health Services Administration **grant award number HS001054500001**.

The authors have no other relevant financial relationships to disclose.

The views expressed do not necessarily reflect the official policies of the Department of Health and Human Services or Texas Health and Human Services; nor does mention of trade names, commercial practices, or organizations imply endorsement by the U.S. or Texas Government.



# WELCOME TO TEXAS

News

## Texas leads the country in the percentage of uninsured people

KERA | By [Stella M. Chávez](#)

Published September 16, 2022 at 4:00 AM CDT



<https://www.keranews.org/news/2022-09-16/texas-leads-the-country-in-the-percentage-of-uninsured-people>

TEXAS

## Texas ranks on the list of 2023 Poorest States in the nation!

by: [Annita Hamilton Freeman](#)

Posted: Jun 5, 2023 / 11:32 AM CDT

Updated: Jun 5, 2023 / 11:39 AM CDT

<https://cw33.com/news/texas/texas-ranks-on-the-list-of-2023-poorest-states-in-the-nation/>

## Incomes continue to rise, but Texans of color still seeing a gap

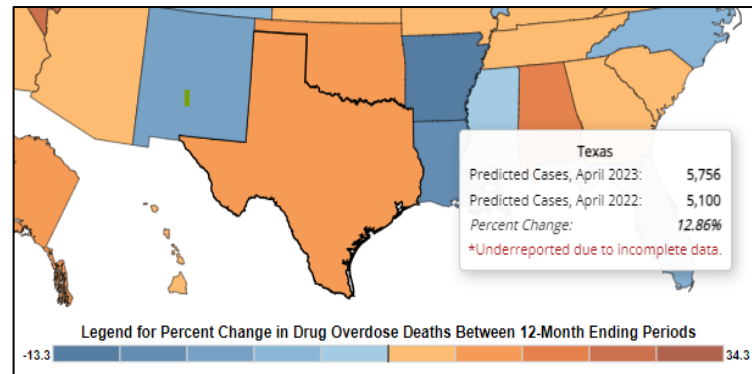
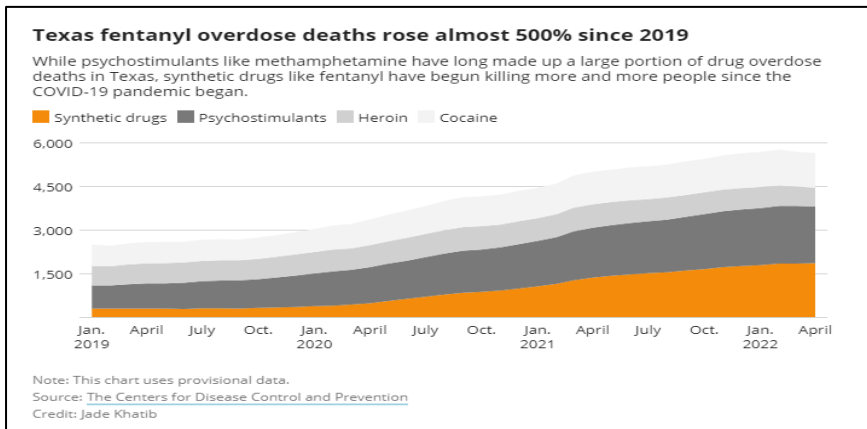
Texas experienced modest economic improvement in 2016, according to new census estimates. But income inequality remains pervasive in the state.

BY [ALEXA URA](#) AND [ANNIE DANIEL](#) SEPT. 14, 2017 12 AM CENTRAL

SHARE [REPUBLISH](#) ↗

<https://www.texastribune.org/2017/09/14/incomes-continue-rise-texans-color-still-face-gap/>

# THE SUD LANDSCAPE IN TEXAS



Ahmad F, Rossen L, Sutton P. National Center for Health Statistics - Provisional drug overdose death counts. Published 2022. Accessed September 2023.

## Texas bans many proven tools for helping drug users. Advocates are handing them out anyway.

As overdoses skyrocketed amid the pandemic and the fentanyl crisis, advocates across the state are working discreetly to distribute these supplies as part of a practice to combat substance use disorder known as harm reduction.

BY **SNEHA DEY** OCT. 11, 2022 5 AM CENTRAL


SHARE REPUBLISH ↗

<https://www.texastribune.org/2022/10/11/texas-harm-reduction-drugs/>

News FOLLOW 141 Followers

## El Paso County's 'discriminatory' land-use code limited access to addiction recovery facilities

<https://krdo.com/news/2023/07/20/el-paso-countys-discriminatory-land-use-code-limited-access-to-addiction-recovery-facilities/>





# SUBSTANCE USE TREATMENT AND RESOURCES FOR TEXAS (START) TEAM

Implement a multidisciplinary team to increase SUD screening and treatment rates during acute hospitalization at an academic safety-net hospital in Texas where no protocols for SUD treatment existed.





# METHODS





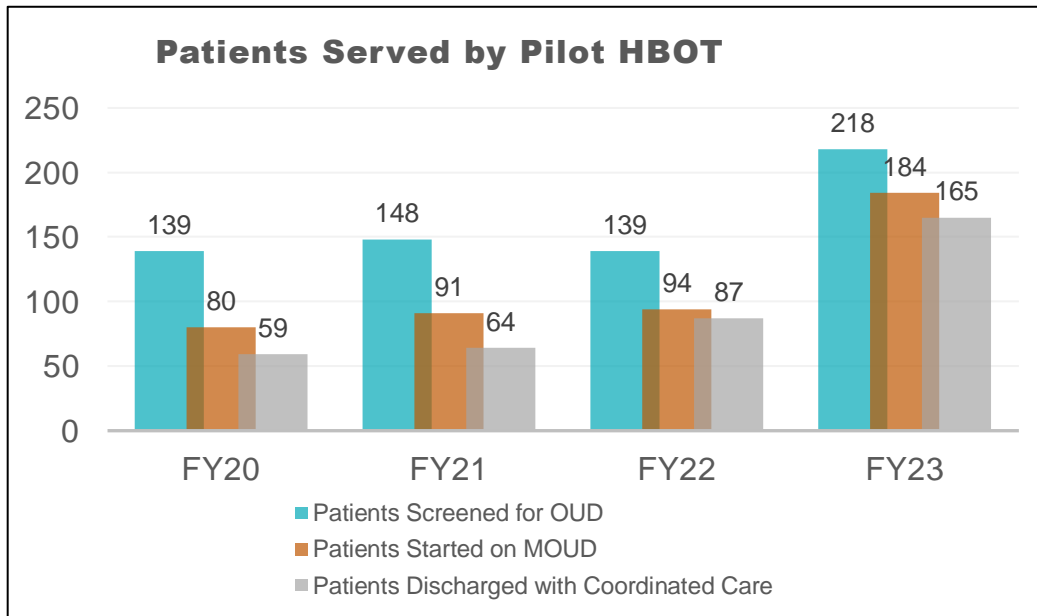
# PHASE 1: THE B-TEAM (BUPRENORPHINE TEAM)







# PHASE 1: HBOT PILOT RESULTS (9/2019 – 8/2023)



Note: Fiscal year begins 9/1 and ends 8/31

Pilot HBOT Patient Demographics N = 641		
Demographic	N	Percent of Patient Population
<b>Gender</b>		
Female	219	34.2%
Male	421	65.7%
Transgender	1	0.2%
Unknown / Not Reported	0	-
<b>Age</b>		
< 25 Years	16	2.5%
25 - 34 Years	128	20.0%
35 - 44 Years	216	33.7%
45 - 54 Years	118	18.4%
55 - 64 Years	111	17.3%
≥ 65 Years	52	8.1%
<b>Self-Identified Race</b>		
American Indian	1	0%
Asian	3	0%
Black or African American	46	7%
Hispanic or Latino	136	21%
Native Hawaiian	0	0%
White or Caucasian	437	68%
Other	2	0%
Unknown / Not Reported	16	2%
<b>Housing Status</b>		
Housed	383	60%
No Housing, Stable	66	10%
No Housing, Not Stable	173	27%
Temporary Housing	19	3%

# PHASE 1: HBOT PILOT POST DISCHARGE OUTCOMES

Milestone	Cumulative Number of Patients Meeting Milestone	Cumulative Number of Patients Eligible for Milestone	Cumulative Retention Rate
First OP Appointment Milestone	162	249	65%
1 Month Milestone	127	234	54%
3 Month Milestone	97	214	45%
6 Month Milestone	73	202	36%
1 Year Milestone	40	180	22%

\*Patients seen in hospital between 9/1/2018 – 1/30/2023

Received: 10 July 2023 | Accepted: 22 August 2023  
DOI: 10.1002/jhm.13201

## BRIEF REPORT

Journal of  
Hospital Medicine **shm.**  
Society of Hospital Medicine

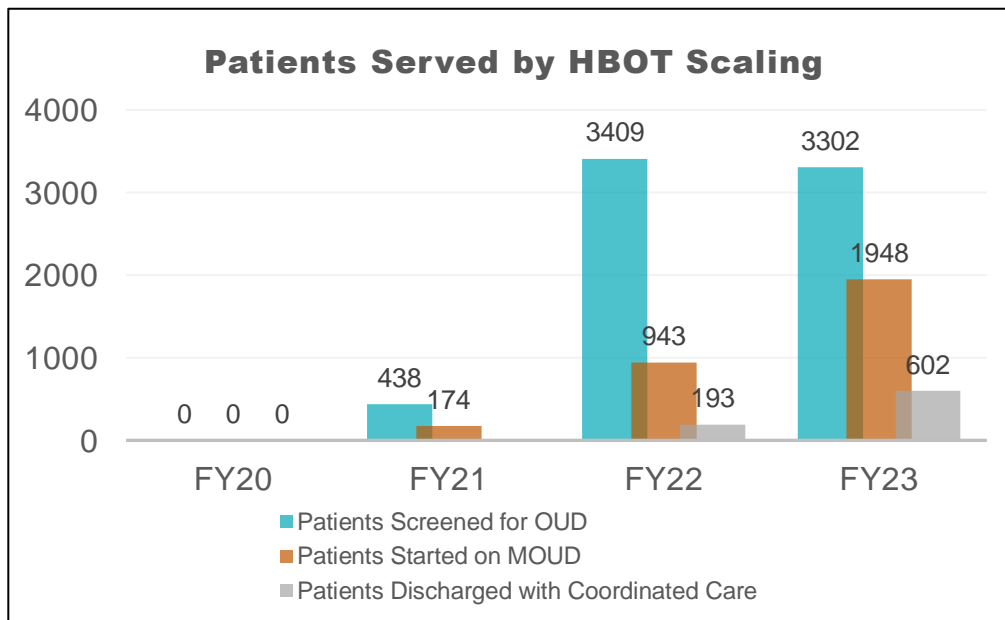
### Hospital-based opioid treatment: Expanding and sustaining the model in Texas

Christopher Moriates MD<sup>1</sup> | Alanna Boulton MSHA<sup>1</sup> | Blair Walker MD<sup>2</sup> |  
Rachel Holliman LMSW<sup>1</sup> | Nicholaus Christian MD, MBA<sup>3,4</sup> | John Weems MD<sup>1,5</sup> |  
Emily Humphry DNP, FNP-C<sup>5</sup> | Sara Young LPC, LCDC<sup>5</sup> |  
Richard Bottner DHA, PA-C<sup>1,6</sup> | Jennifer Potter PhD<sup>7</sup>



DOI: 10.1002/jhm.13201

# PHASE 2: HBOT DISSEMINATION RESULTS



Note: Fiscal year begins 9/1 and ends 8/31

HBOT Scaling Patient Demographics N = 4631		
Demographic	N	Percent of Patient Population
<b>Gender</b>		
Female	1452	31.4%
Male	3178	68.6%
Transgender	1	0.0%
Unknown / Not Reported	0	0.0%
<b>Age</b>		
< 25 Years	473	10.2%
25 - 34 Years	1542	33.3%
35 - 44 Years	1467	31.7%
45 - 54 Years	686	14.8%
55 - 64 Years	338	7.3%
≥ 65 Years	119	2.6%
<b>Self-Identified Race</b>		
American Indian	6	0%
Asian	21	0%
Black or African American	1332	29%
Hispanic or Latino	727	16%
Native Hawaiian	3	0%
White or Caucasian	2524	55%
Other	47	1%
Unknown / Not Reported	38	1%
<b>Housing Status</b>		
Housed	154	3%
No Housing, Stable	0	0%
No Housing, Not Stable	74	2%
Temporary Housing	33	1%
Unknown / Not Reported	4370	94%

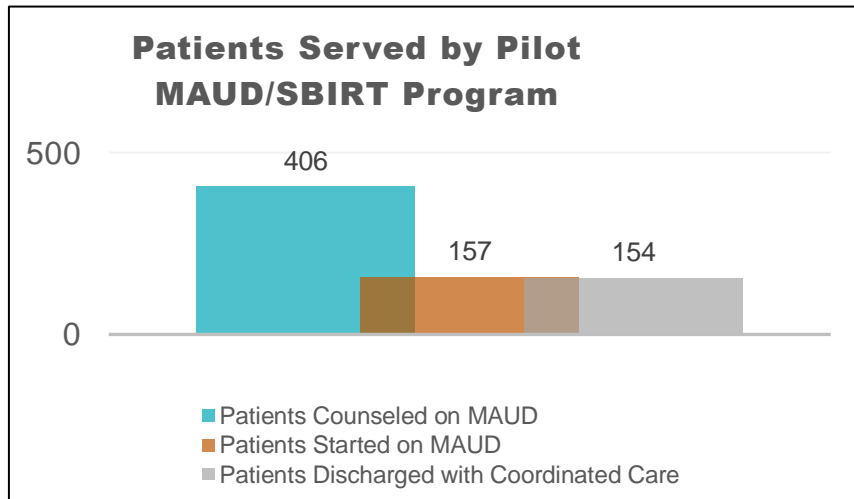


# **PHASE 3:** PILOT SITE SERVICE EXPANSION (SBIRT AND MAUD)

Audit-PC Patient Screening

A large, solid orange arrow pointing to the right, positioned below the text 'Audit-PC Patient Screening'.

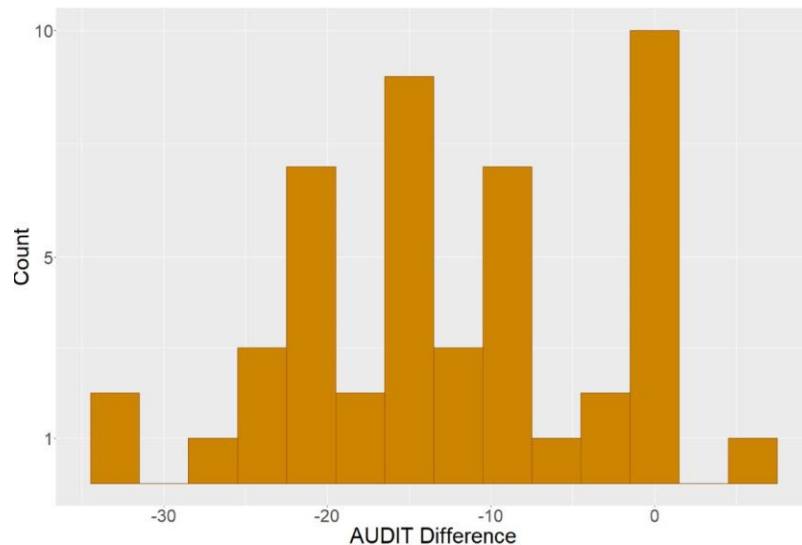
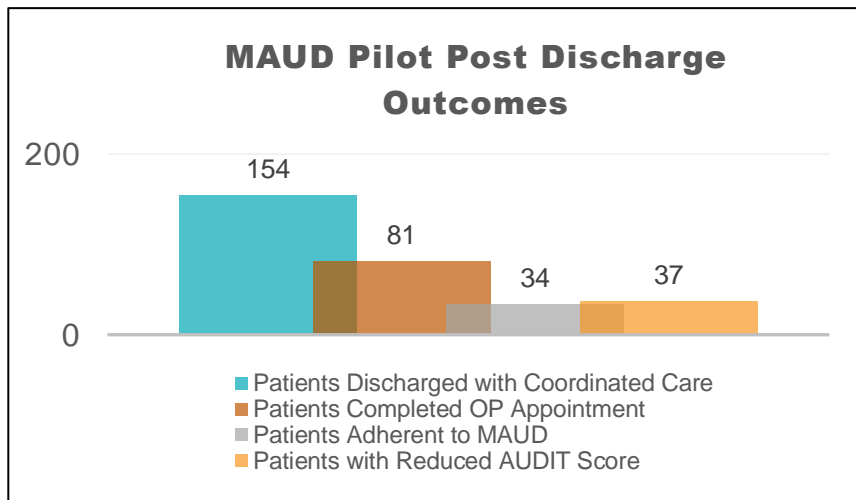
# PHASE 3: PILOT SITE SERVICE EXPANSION RESULTS



Note: Fiscal year begins 9/1 and ends 8/31

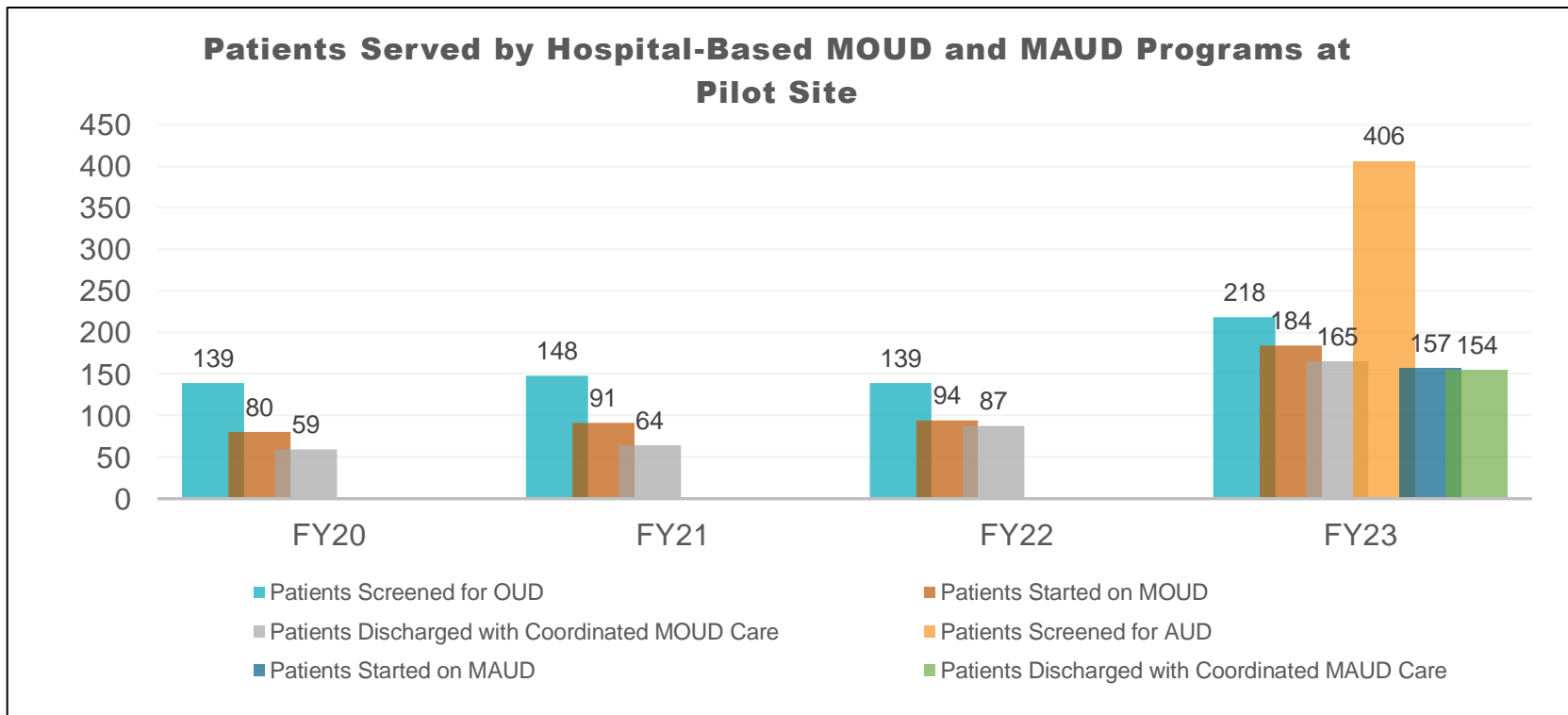
		AUDIT-PC Positive 498		AUDIT-PC Negative 7859	
<b>Age</b>	Mean Age	50		54	
<b>Gender</b>	Male	397	79.7%	4368	55.6%
	Female	101	20.3%	3491	44.4%
<b>Race</b>	American Indian/Alaska Native	6	1.2%	57	0.7%
	Asian	3	0.6%	167	2.1%
	Black or African American	45	9.0%	1068	13.6%
	Multiple	9	1.8%	108	1.4%
	Native Hawaiian or Other Pacific Islander	0	0.0%	2	0.0%
	Other Race	10	2.0%	95	1.2%
	White	370	74.3%	5561	70.8%
<b>Ethnic Group</b>	Hispanic or Latino	146	29.3%	2613	33.2%
	Not Hispanic or Latino	254	51.0%	3909	49.7%
<b>Total</b>		<b>498</b>	<b>100.0%</b>	<b>7859</b>	<b>100.0%</b>

# PHASE 3: MAUD PILOT SITE POST DISCHARGE OUTCOMES



Mean difference: **-12.1** (95% CI: -14.9, -9.4)

# WHERE WE ARE NOW





# IMPACT

"I wanted to share with you all that during the assessment, he became quite emotional, started crying to the point where he could not talk (not just tearful,) and expressed a lot of gratitude for everything you all have provided there, for him.

He acknowledged that he was so relieved to not have been kicked out after having been caught using in the hospital, but more importantly, **it really seemed to be about his feelings, and almost disbelief, that 'they actually really care about me.'** It was kind of heartbreaking, but very awesome that you all have made such an impact."





# TAKE THIS HOME WITH YOU

A multidisciplinary team can promote an increase in screening and treatment of SUD for hospitalized patients even in the absence of existing structural or systemic support.

Every patient that is provided with SUD treatment or recovery support in the acute care setting is a person who might not otherwise have access to that care. Every patient matters.



The University of Texas at Austin  
Dell Medical School

# QUESTIONS?

[www.shoutx.org](http://www.shoutx.org) | [www.resetstigma.org](http://www.resetstigma.org)

**Richard Bottner, DHA, PA-C**

Richard.Bottner@cha.com

**Nicholaus Christian, MD, MBA**

christian.nicholaus@gmail.com

**Alanna Boulton, MSHA, PMP**

alanna.boulton@austin.utexas.edu

**John Weems, MD, FASAM**

John.Weems@communitycaretx.org

---